








## Lesson 4: How-To Piece

Goal: Write a "how-to" piece.

### Key Points:

-  A how-to paper explains step-by-step how to perform a certain task.
-  When writing a how-to paper, choose a topic that you know well and can teach others.
-  Start by listing any supplies that are needed.
-  Write in clear, simple words.
-  List the steps to completing the task in the order in which they happen. This is called sequencing.
-  Be sure that you don't skip a step or get steps out of sequence.
-  Once you've written your how-to piece, test it by following the instructions to see if they actually work.



### Writing Sample



#### HOW TO SNAP YOUR FINGERS

You will need:  
Fingers



## Your thinking cap

### Instructions:

1. First, choose which hand you use the most. This should be the hand you snap with.
2. Touch your middle finger to your thumb on the hand you've chosen.
3. When the two fingers are touching, push them together hard so that they move away from each other. Your middle finger should move toward your wrist, and your thumb should be moving upward.
4. If you are doing it correctly then as soon as your fingers are apart from each other you should hear a snapping sound.

Congratulations! You have now learned the art of snapping.

Camryn H. - age 13

### HOW TO MAKE APPLE TEETH

Supplies: apples, marshmallows, peanut butter



First, get two apple slices. Then put peanut butter on one side of each apple slice. After that, put four marshmallows on top of the peanut butter on one of the apple slices. Next, place the apple slice without marshmallows on top of the one with marshmallows. Make sure the peanut butter side of each apple touches the marshmallows. Also, make sure the skin of each piece faces the same way. Now you have apple teeth.

Trey B. - age 12

### Hands-On Activities



Do you cook? Write a recipe for one of your favorite foods or snacks.



Let someone follow your directions and make the dish.





Do you have an unusual skill or talent? Maybe you can howl like a Coyote or blow an enormous bubble with gum. Write a how-to paper explaining how to perform your special feat. Read your paper to someone else and see if they can follow your instructions as they are written.



Choose a simple household chore such as mopping the floor or cleaning the hamster's cage. Write a how-to paper explaining how to complete the task in a new and unusual way. For example, you might wash the outside of the upstairs windows by spraying them with whipped cream and borrowing a giraffe from the zoo to lick the whipped cream off of them.



Pretend you are a teacher showing a younger student how to do a particular task. For example, you might show a little person how to color within the lines or you might teach an even younger child how to walk. Write a how-to paper explaining the creative way you will teach this lesson.

